

CARLO GAVAZZI

Automation Components

CARLO GAVAZZI

Solid State Relays and Contactors

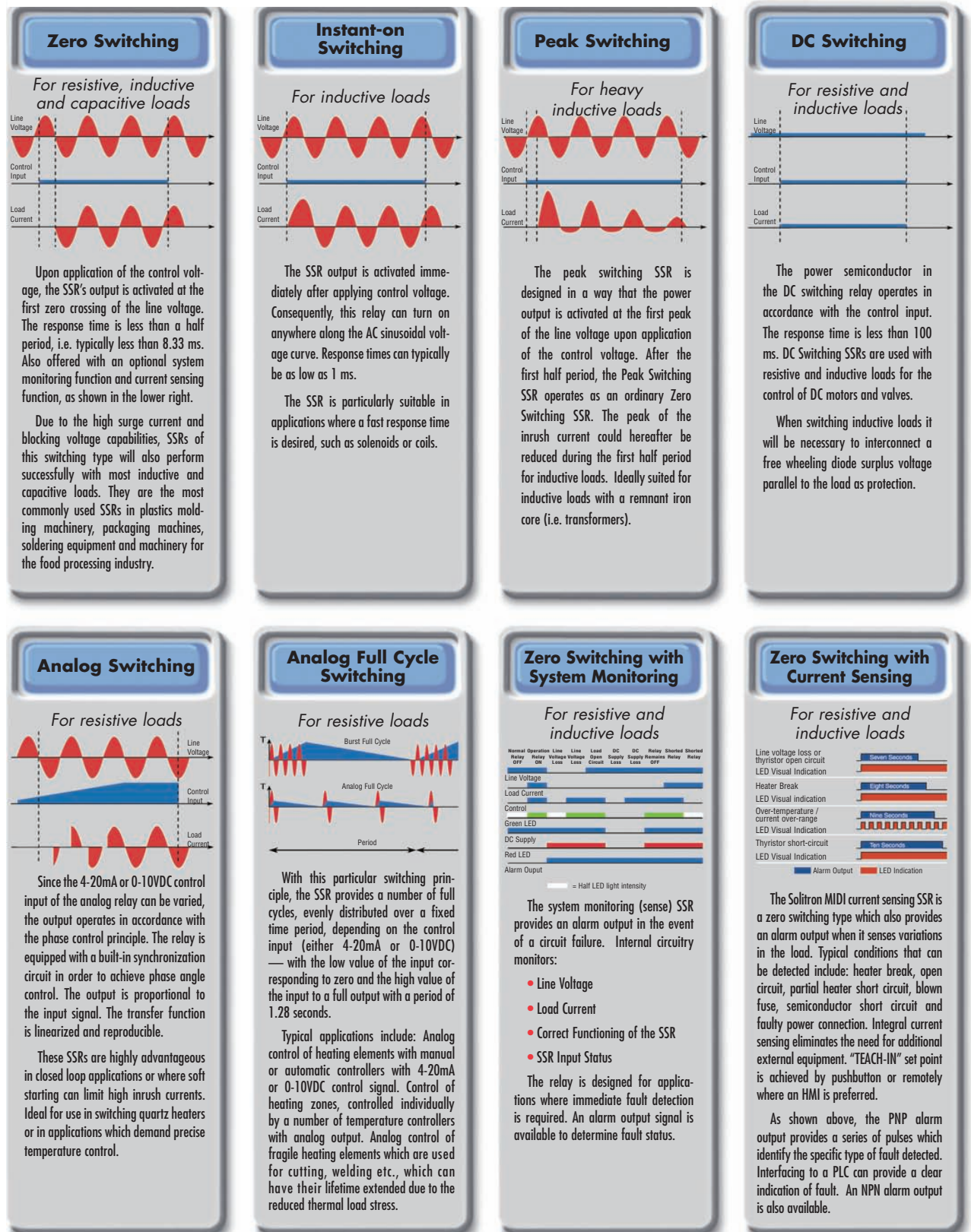
- Featuring Direct Copper Bonding Technology
- Most Switching Types in the Industry
- For PCB, Chassis or DIN Rail Mounting
- Innovative Fast-Connect ThyReX Series




Switch



Switching Principles Designed for *Your* Application Requirements



The RJ1P Modbus combines the functionality of Zero Switching, Analog Switching, Analog Full Cycle Switching, System Monitoring and Current Sensing, with the addition of voltage, current, power and frequency measurements.



Prolonged life expectancy - Utilizing direct copper bonding

Cutting edge manufacturers of solid state devices have started to change from their previous production technology - the soldering of power semiconductors on copper conductors which, in turn, are soldered on a metallized ceramic disc and finally, to a copper or aluminum base - to state-of-the-art substrate technology. By looking at the comparison in the lower corner of this page, you will see - previously, at least four solder joints between the output chip and the heat sink were required, whereas the new production means has cut the number of solder joints in half. This technology makes use of what is called a DCB (direct copper bonding) substrate which, in terms of load change strength, is superior to all previous techniques. The reduction in the number of required components with the DCB substrate simplifies the production process and improves the quality of the product.

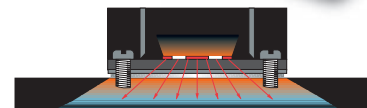

The DCB Substrate

With the DCB substrate, the copper is bonded directly to the ceramic substrate. In the production process, copper conductors with a thickness of 0.3 to 0.5 mm are bonded to ceramic, at temperatures in excess of 1900°F. The temperature is chosen such that a joint layer is generated between the ceramic surface and the copper, the expansion coefficient of which is slightly higher than that of the ceramic substrate. This also assures the material expansion coefficient against silicon (the output chip) is negligible. Hence, thermal stress or fatigue will not cause premature failure of power output semiconductors.

Reliability determines the standard of power semiconductors

The major benefits to the customer result from improved heat transfer from the chip to the external heat sink and from a reduction of the mechanical stress in connection with major load changes. Due to the direct makeup of the DCB substrate, an optimum solder joint is accomplished. Materials such as beryllium oxide and molybdenum, that have been used up until now, are no longer required. With the conventional soldering technique, they were used to compensate for negative thermal and electrical characteristics.

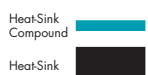
conducting paste will not increase the thermal resistance - optimum heat conductance is a guarantee!



Carlo Gavazzi - the supplier of choice!

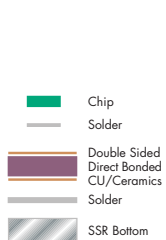
With solid state relays for currents in excess of 100 amps and for voltages up to 690 VAC, Carlo Gavazzi offers a variety of solid state switching controls. For the customer, it is of importance to have knowledge of the manufacturer's production techniques and internal relay design. Only production at a high quality level and advanced market-oriented product design guarantees successful use in the field. This brochure will give you a glimpse of our solid state switching relays and contactors, for a more in-depth look, please visit our website at www.GavazziOnline.com, where you can specify products, download data sheets and CAD drawings, and so much more. Also, as you can see from the back cover of this brochure, in addition to our solid state switching controls, Carlo Gavazzi offers you a multitude of automation control components.

Conventional SSR Construction



Ambient

Carlo Gavazzi SSR Construction




Ambient

Solid state relays make use of new technologies

Semiconductor relays combine the advantages of power modules with the function of separate control. Primarily, they are used as interface modules between controller (logic) and load. As a result of their outstanding advantages over electromechanical components, they are gaining more and more market share. They take advantage of the fact that new applications demand faster and more accurate processes, defined switching sequences and more reliability. It is therefore obvious that when designing and producing solid state relays, no compromises can be made. Carlo Gavazzi produces single and three phase solid state relays. Only DCB substrates with high quality thyristors and alternistors are used in their manufacture. The design of their casing and heat sink excels in functionality and efficiency. The casing carries a slightly protruding or convex back plate, assuring ideal thermal contact to the external heat sink. Therefore, any excess heat

PCB, Chassis and DIN Rail Mount SSRs



PCB Mount SSRs

RP1A Series: Zero switching, up to 10A @ 480VAC

RP1B Series: Instant-on switching, up to 10A @ 480VAC

RP1D Series: DC switching, up to 8A @ 60VDC or 1A @ 350VDC

RMD1 Series Hybrid Relays

- Thyristors initially switch the current, and then after a short delay, they transfer to an internal electromechanical relay
- Zero switching, up to 20A @ 253VAC
- Over 5 million operations
- 4-32VDC or 24-275VAC control voltage
- Green LED status indicator
- 81 x 17.5 x 67.2mm (H x W x D) DIN rail mount housing

RX1A Series Fast-Connect Thyrex SSRs

- Quick efficient wiring via fast-connect terminals:
 - » Screw terminals or
 - » Spring terminals or
 - » Fast-on (power) terminals
- Two 22.5mm wide Thyrex-specific heat sinks
- M4 mounting holes are interchangeable with standard 'hockey puck' SSRs, but half the width
- Zero switching thyristor, up to 50A @ 552VAC
- 4-32VDC or 36-265VAC control voltage
- Up to 1200Vp non-repetitive peak voltage
- Green LED status indicator and built-in snubber protection
- 76 x 22.5 x 56mm (H x W x D) chassis mount housing

RS1A Series Zero Switching SSRs

- Economically priced triac (10A) or alternistor (25 and 40A)
- Zero switching, up to 40A @ 530VAC
- 3-32VDC, 18-35VAC/DC, 110, 230 or 400VAC control voltage
- Up to 1200Vp non-repetitive peak voltage
- Green LED status indicator
- 58.2 x 44.8 x 28.8mm (H x W x D) chassis mount housing

RM1A Series Zero Switching SSRs

- Zero switching thyristor, up to 100A @ 660VAC
- 3-32VDC, 5-24VAC/DC or 22-48VDC / 20-280VAC control voltage
- Instant on switching (RM1B), 3-32VDC control voltage only
- Up to 1400Vp non-repetitive peak voltage
- Green LED status indicator and built-in MOV protection
- 58.2 x 44.8 x 28.8mm (H x W x D) chassis mount housing

RM1C Series Peak Switching SSRs

- Peak switching thyristor, for inductive loads up to 30A @ 660VAC
- 4.25-32VDC control voltage
- Up to 1400Vp non-repetitive peak voltage
- Green LED status indicator
- 58.2 x 44.8 x 28.8mm (H x W x D) chassis mount housing

RM1E Series Analog Switching SSRs

- Analog switching thyristor, up to 100A @ 660VAC
- 4-20mA or 0-10VDC control signal
- Up to 1400Vp non-repetitive peak voltage
- Green LED status indicator
- 58.2 x 44.8 x 28.8mm (H x W x D) chassis mount housing

RD Series DC Switching SSRs

- DC switching transistor, up to 5A @ 60VDC or 1A @ 350VDC
- 3-32VDC control voltage
- 58.2 x 45.5 x 30mm (H x W x D) chassis mount housing

RA2A Series Dual Output SSRs

- Dual output, zero switching alternistor, up to 40A @ 660VAC
- Dual input, 4.5-32VDC control voltage
- Up to 1200Vp non-repetitive peak voltage
- Fast-on spade terminals
- Two green LED status indicators
- 57.8 x 44.5 x 31.7mm (H x W x D) chassis mount housing

RA...S Series System Monitoring (Sense) SSRs

- Provides a transistor alarm output upon failure of supply, function or load
- Zero switching alternistor, up to 110A @ 530VAC
- 20-32VDC supply voltage with a 4.5-32VDC control voltage
- Up to 1200Vp non-repetitive peak voltage
- Diagnostic green and red LED status indicators
- 57.8 x 44.5 x 31.7mm (H x W x D) chassis mount housing

RZ3A 3-Phase Zero Switching SSRs

- Three zero switching alternistors, up to 75A @ 660VAC
- 5VDC, 4-32VDC or 24-50VDC / 24-275VAC control voltage
- Up to 1200Vp non-repetitive peak voltage
- Green LED status indicator, built-in snubber networks, IP20 protective cover, captive wire clamps and
- Optional over-temperature protection, transistor alarm output and red LED alarm status indicator
- 73.5 x 103 x 41mm (H x W x D) chassis mount housing

RSCAA 3-Phase Analog Switching SSR


- Phase angle controller for inductive/resistive loads (pumps, fans, heaters, lights, etc.)
- Three zero switching alternistors, up to 110A @ 625VAC
- 10-32VDC supply voltage with a 0 or 4 to 20mA control signal
- Up to 1600Vp non-repetitive peak voltage
- Red LED status indicators for line and load energization, built-in MOV protection
- Optional over-temperature protection
- 66 x 103 x 73.5mm (H x W x D) chassis mount housing

Specifications subject to change. View complete datasheets at www.GavazziOnline.com

PCB & Chassis Mount Solid State Relays

Innovative *Fast-Connect ThyReX* Series

Three Options in One Device




Various Solutions to Fit All Your Needs



Faster, More Efficient Panel Building: The revolutionary THYREX fast-connect system allows technical staffs to pre-wire the cable harness outside of the panel. Base modules can be separately pre-mounted onto their heatsink – an operation requiring much less expertise. **Result:** Leaner panel building. **Fast assembly:** Both power and control terminals plug-on.

RM1x Series Chassis Mount Solid State Relays



A Wide Variety of Heat Sinks for Efficient Heat Dissipation



Carlo Gavazzi offers an extensive range of RHS Series heat sinks and other various accessories including: fork terminals (lug connectors for larger size load wires), thermal paste, MOVs, protective covers, PCB SSR sockets, etc.


SOLITRON Solid State Relays and Contactors




Larger amperage SOLITRONS are provided with an integral fan

CARLO GAVAZZI's SOLITRON Series is the result of over two decades experience in designing, manufacturing and marketing solid state relays. With the SOLITRON family, customers get a product with exceptional features, which provide unparalleled benefits, resulting in a prolonged application life. It is offered in several switching types, including dual input/output types, which is unmatched in the industry. They provide a fast switching, long lasting alternative to noisy electromechanical contactors and environmentally hazardous mercury contactors.

Features



Surface mount technology provides reliability



Direct copper bonding technology used throughout




DIN-rail or panel mounting supports



Mounting holes for forced air cooling (Midi & Power only)



Self-lifting terminal clamps (Mini only)



Secure looping of cables up to 2.5mm² — AWG 12 (Mini only)



Removeable IP20 cover (Mini only)



Use of ring terminals for cables up to 4mm² — AWG 10 (Mini only)



Cage-clamp terminals from 45 to 90A guaranteeing secure connection of cables up to 25mm² — AWG 3 (Midi & Power only)



Choice of two terminal layouts making it easier to fit into existing panel designs



Identification window and LED indication of input status and optional over-temperature alarm status



Optional over-temperature alarm signal output (Midi & Power only)

DIN Rail Mount Solid State Relays/Contactors



RJ1A Series SOLITRON MINI*

- Zero switching thyristor, up to 30A @ 660VAC
- 4-32VDC or 24-275VAC control voltage
- 80 x 22.5 x 103mm (H x W x D) DIN rail mount housing

RJ2A Series SOLITRON MINI (2 Pole)*

- Two pole, zero switching thyristors, up to 18A @ 530VAC
- Common control input for two single pole switching or 2-pole 3-phase economy switching (leaving one pole live)
- 4-32VDC control voltage
- 103 x 22.5 x 125mm (H x W x D) DIN rail mount housing

RJ1A Series SOLITRON MIDI*

- Zero switching thyristor, up to 75A @ 660VAC
- 4-32VDC or 24-275VAC control voltage
- 45A/50A: 81.7 x 45 x 103mm (H x W x D) DIN rail mount housing
- 75A: 122 x 45 x 103mm (H x W x D) DIN rail mount housing

RJ1A Series SOLITRON POWER*

- Zero switching thyristor, up to 90A @ 660VAC
- 4-32VDC or 24-275VAC control voltage
- 70A: 81.7 x 90 x 103mm (H x W x D) DIN rail mount housing
- 90A: 122 x 90 x 103mm (H x W x D) DIN rail mount housing

RJD2A Series Two Pole SOLITRON*

- Two pole, zero switching thyristors, up to 45A @ 660VAC
- Individually controlled by two inputs, 4-32VDC control voltage
- 30A: 81.7 x 45 x 103mm (H x W x D) DIN rail mount housing
- 45A: 81.7 x 90 x 103mm (H x W x D) DIN rail mount housing

RJ2A Series 3-Phase SOLITRON (2-Pole)*

- Three phase, zero switching thyristors, up to 32A @ 660VAC
- Two pole switching (with one live pole) provides economical switching of three phase resistive loads, i.e. heating elements
- Optional over-temperature protection
- 5-32VDC or 24-275VAC/24-190VDC control voltage
- 25A: 81.7 x 45 x 103mm (H x W x D) DIN rail mount housing
- 32A: 122 x 90 x 103mm (H x W x D) DIN rail mount housing

RJ3A Series 3-Phase SOLITRON (3 Pole)*

- Three phase, zero switching thyristors, up to 32A @ 660VAC
- Three pole switching provides switching of three phase resistive loads, i.e. heating elements, bands, etc.
- Over-temperature protection on 32A version (optional on 20 and 25A) versions
- 5-32VDC or 24-275VAC/24-190VDC control voltage
- 20A: 81.7 x 45 x 103mm (H x W x D) DIN rail mount housing
- 25A: 81.7 x 90 x 103mm (H x W x D) DIN rail mount housing
- 32A: 122 x 45 x 103mm (H x W x D) DIN rail mount housing which features an integral fan and over-temperature protection

RJCS Series Current Sensing SOLITRON*

- Provides a transistor alarm output upon detecting a voltage or current load or line failure
- Relay 'teaching' can be done manually or remotely from PLC
- Adjustable 2-40 second time delay for current sensing alarm output
- Over-temperature protection
- Zero switching thyristor, up to 50A @ 660VAC
- Diagnostic green and red LED status indicators
- 81.7 x 45 x 103mm (H x W x D) DIN rail mount housing

RJ1P Analog Switching SOLITRON*

- Single pole analog switching of resistive loads up to 50A @ 660VAC
- Five selectable mode of operation: Phase Angle, Distributed Full Cycle, Burst Control (1, 3 or 10 seconds)
- 0-10VDC or 4-20mA control input
- Load and control status indication
- 81.7 x 45 x 107mm (H x W x D) DIN rail mount housing

RJ1P Modbus SOLITRON*

- Four software selectable modes: On/Off, Phase Angle, Distributed and Burst Firing
- Single phase switching of resistive loads up to 50A @ 265VAC
- SSR control is done in Modbus protocol over RS485 interface
- 81.7 x 45 x 122mm (H x W x D) DIN rail mount housing
- Monitoring of over-temperature, SSR fault and line and load loss are standard features
- Measurement of voltage, current, power and frequency is an optional feature

*All SOLITRONS feature one or more green LED status indicator(s), a built-in protective snubber network and up to 1200Vp non-repetitive peak voltage ratings.

Specifications subject to change. View complete datasheets at www.GavazziOnline.com

The Complete Product Package



Sense

Inductive Proximity Sensors
Tripledshield™ Capacitive Sensors
Photoelectric Sensors
Ultrasonic Sensors
Level Sensors
Limit Switches
Magnetic Switches



Switch

Solid State Relays
Contactors and Overloads
Manual Motor Starters
Motor Controllers
Electromechanical Relays
Pilot Devices
Cam Switches
Rotary Disconnects



Control

Energy Management
Digital Panel Meters
PID Controllers
Time Delay Relays
Current Monitoring Relays
Voltage Monitoring Relays
Three Phase Monitoring Relays
Signal Conditioners
Current Transformers
Enclosures



Safety

Safety Light Curtains
Safety Control Modules
Safety Interlock Switches
Safety Mat Systems
Safety Magnetic Sensors



Fieldbus

Dupline Field & Installation Bus
Building Automation Systems
Elevator Systems

A Global Force in Industrial Automation

CARLO GAVAZZI has a multitude of sales offices spanning North America (*not to mention our hundreds of distributors*). Therefore, we can be viewed as "your local automation resource" - assisting you every step of the way in finding the proper solution for your various application requirements. Naturally, our job is greatly simplified as we have such a vast range of solutions to offer you via our comprehensive *product package*.

Our worldwide sales offices make us an ideal business partner, *especially for manufacturers of exported machinery*, as our products are available locally and they are CE marked.

USA
CARLO GAVAZZI INC.
750 Hastings Lane
Buffalo Grove, IL 60089
Tel 847.465.6100
Fax 847.465.7373
Sales@CarloGavazzi.com

CANADA
CARLO GAVAZZI (CANADA) INC
2660 Meadowvale Boulevard
Mississauga, Ontario L5N 6M6
Tel 905.542.0979, Fax 905.542.2248
CARLO GAVAZZI (CANADA) LTÉE
3777 Boulevard du Tricentenaire
Montréal, Quebec H1B 5W3
Tel 514.644.2544, Fax 514.644.2808
Gavazzi@CarloGavazzi.com

• Regional / Area Sales Office
• District Sales Office

Argentina • Australia • Austria • Bahrain • Belgium • Bolivia • Bosnia • Brazil • Brunei • Bulgaria • Canada
Chile • China • Columbia • Croatia • Cyprus • Czech • Denmark • Dominican Republic • Egypt • Estonia
Finland • France • Germany • Greece • Hong Kong • Hungary • Iceland • India • Indonesia • Iran • Ireland • Italy • Japan
Jordan • Kenya • Korea • Kuwait • Lebanon • Malaysia • Malta • Maroc • Mauritius • Mexico • Netherlands
New Zealand • Norway • Pakistan • Papua New Guinea • Paraguay • Peru • Philippines • Poland
Portugal • Qatar • Romania • Russia • Saudi Arabia • Serbia • Singapore • Slovakia • Slovenia • South Africa
Spain • Sultanate of Oman • Sweden • Switzerland • Syria • Taiwan • Thailand • Tunisie • Turkey
Ukraine • United Arab Emirates • United Kingdom • Uruguay • United States of America • Venezuela • Vietnam

Your Authorized Distributor:

CARLO GAVAZZI
Automation Components

USA Phone: 847.465.6100 Fax: 800.222.2659

Canada Ontario: 905.542.0979 Quebec: 514.644.2544

Website www.GavazziOnline.com

Email Sales@CarloGavazzi.com

CARLO GAVAZZI

Visit our website for downloadable data sheets,
brochures & pricing: www.GavazziOnline.com